

**2015**

**2016 03 21**

)

(

1

2

3

4

.....	7
.....	11
.....	12
.....	23
.....	32
.....	37
.....	37
.....	38
.....	43
.....	49
.....	152



---


---

			002313
	SUNSEA Telecommunications Co., Ltd.		
	SUNSEA		

	75427109-3

	8 A 9

	2015	2014		2013
	2,869,246,806.59	2,428,735,924.04	18.14%	2,079,223,758.25
	-28,947,583.17	12,107,220.29	-339.09%	52,027,351.82
	-39,422,897.59	-92,385.10	42572.35%	79,107,514.15
	370,620,584.25	251,008,551.75	47.65%	-385,820,808.48
/	-0.09	0.04	-325.00%	0.16
/	-0.09	0.04	-325.00%	0.16
	-1.51%	0.63%	-2.14%	2.66%
	2015	2014		2013
	4,402,455,936.96	4,460,858,821.08	-1.31%	3,956,506,539.34
	1,918,428,231.22	1,928,897,356.98	-0.54%	1,960,406,882.45

1

2



1

1



---

/					/		
"	2015		2015		4G		127.1
"	1.3	466.8	4G	92.2	177.1	"	"
1288.8				2015			

---

	2,869,246,806.59	100.00%	2,428,735,924.04	100.00%	18.14%

/

			184,519.31	146,510.55	25.94%
			112,120.13	128,603.00	-12.82%
			81,005.11	97,268.30	-17.21%

30%

4

5

		2015		2014		
		1,098,276,828.34	49.63%	848,850,847.83	47.48%	29.38%
		261,960,581.10	11.84%	228,601,122.41	12.79%	14.59%
		852,500,669.58	38.53%	710,464,496.94	39.73%	19.99%

		2015		2014		
		1,000,024,839.45	45.19%	784,831,867.24	43.90%	27.42%
		200,621,755.73	9.07%	139,366,727.05	7.80%	43.95%
		156,139,604.69	7.06%	108,226,875.99	6.05%	44.27%
		98,251,988.89	4.44%	64,018,980.59	3.58%	53.47%
		61,338,825.37	2.77%	89,234,395.36	4.99%	-31.26%
		656,793,912.38	29.68%	549,126,270.83	30.71%	19.61%
		39,567,152.51	1.79%	53,111,350.12	2.97%	-25.50%

6

7

8

	2,347,426,592.46
	81.81%

5

1		913,908,817.82	31.85%
2	2	589,832,893.42	20.56%

	2015	2014		
	311,232,286.11	267,301,132.88	16.44%	/
	247,164,555.94	247,287,220.52	-0.05%	-
	31,992,059.49	35,726,261.99	-10.45%	2015

4

12

69

11

2015

61

535

45

2015



	22,341,385.63	0.51%	24,063,164.55	0.54%	-0.03%	-
	485,643,884.10	11.03%	488,318,202.97	10.95%	0.08%	-
	50,769.23	0.00%	43,630,393.16	0.98%	-0.98%	
	398,000,000.00	9.04%	319,650,000.00	7.17%	1.87%	-

2


3.	4,000,000.00				40.00	4,000,000.00	40.00
	4,000,000.00				40.00	4,000,000.00	40.00
	4,000,000.00			0.00	40.00	4,000,000.00	40.00
	0.00	0.00	0.00	0.00	0.00	0.00	

4

5

1

2



10%

			35000	668,334,091.82	352,235,685.08	863,521,100.69	19,532,790.16	21,013,898.14
			5000	84,065,653.36	70,740,460.35	13,603,821.24	293,790.67	

1	4G	2016	30	4G		2	3G		2015
LTE		2016			3			4G	
		2016		LTE					FTTH
		FTTH						FTTH	4G

1

1

2

2016 01 22			



..1804672/P6 g 6 >BDC2124.2 1.19 Tf 196.34 146.4.1108186 744A3/MCI23A73915079C

1

425.76 72/P6 6.4\* >BDC2124.2 1.1

99996 9 Tf 491.0 101 ET EMC 32646.36 Td (425.76 72/P6 6.4\* >BDC2124.2 1.1)Tj ET Q.34 146.4.48EMC 9540re

			7 18 36	2012	2012-07-16	2015 07 17
			7 18 36	2012	2012-07-16	2015 07 17
					2008-09-30	9999 12

					2008-09-30	9999 12 31

2015 6 15  
12,550,975.14

2015 8

	70
	1

2014 ( )  
2015 ( )  
) 2015 2015  
2015 ( ) 2015  
70





	2013 07 09	3,000	2013 09 11	3,000				
	2014 07 19	1,000	2014 10 29	763				
	2014 09 16	3,000	2014 11 10	3,000				
	2014 12 19	500	2015 02 13	300				
	2015 04 04	1,000	2015 04 23	1,000				
	2015 10 30	3,000	2015 11 10	500				
C1			4,000		C2			6,563
C3			11,500		C4			3,800
A1+B1+C1			44,000		A2+B2+C2			15,921.88
A3+B3+C3			51,500		A4+B4+C4			5,053.95
A4+B4+C4					2.63%			
D					0			
E 70%					0			
F 50%					0			
D+E+F					0			

--	--

2

3

1

2

4

2015 8 10		2015 8 11	(	
2015-030)	2015 9 16		2015-035)	2015
9 16		2016 1 8		
	39			100%
		100%		
		2015 11 30		60,100
		100%		60,000
			40,000	
	5,000	2016	13,000	
58,000				

[www.sunseagroup.com](http://www.sunseagroup.com)

**1**



	77,025,000	77,025,000	0	0		2015-7-21
	77,025,000	77,025,000	0	0	--	--

1

2

3

1

	24,724		24,705		8	0		8	0
5% 10									
		24.69%	77,025,000			77,025,000			
		2.47%	7,694,900	7,694,900		7,694,900			
		1.53%	4,765,685			4,765,685			
		0.96%	2,999,752	2,999,752		2,999,752			

---

		0.90%	2,813,900	2,813,900		2,813,900		
		0.76%	2,359,543	2,359,543				













			38		8.11	
			31		20.71	
	--	--	--	--	253.94	--

## 1

	1,641
	2,947
	4,588
	4,588
	0
	2,761
	206
	1,016
	90
	515
	4,588
	579
	996
	770
	2,243
	4,588

## 2

3

4

1		
2		
3		
6	3	
4		3
	1	
5		
6		
7		



---

--	--	--	--	--	--


**2**

**1**





2015

1

7

		100.00%



A

B

C

D

E

A

B

C

D

	1.0%	0.5%	1.0%
	1.0%		0.5%
	0.5%		1.0%
			0.5%
			0
			0
			0
			0



2015 12 31	
	2016 03 22
	2016 3 22
	<a href="http://www.cninfo.com.cn">www.cninfo.com.cn</a>



2015 12 31

2015

**1**

2015 12 31

--	--	--	--



|

|

|

|

|



---

		360,000,000.00	285,000,000.00
		369,934,272.01	305,888,839.11
		876,222,755.27	540,054,005.41
		15,468,221.71	17,466,234.78
		18,122,385.95	17,865,512.15
		3,970,960.04	

		291,993,915.66	331,287,316.86
		1,872,717,672.21	1,893,454,573.36
		3,572,865,140.26	3,298,066,631.33

3

2015

	31	2,869,246,806.59	2,428,735,924.04
:	31	2,869,246,806.59	2,428,735,924.04
		2,891,217,511.52	2,387,244,739.32
	31	2,212,738,079.02	1,787,916,467.18



---

	4	1,511,276,875.10	1,155,804,226.81
		9,756,393.49	4,247,526.72
		242,450,882.12	192,937,132.91
		98,948,349.38	82,957,178.68
		20,215,379.94	24,719,604.60
		8,612,876.87	21,277,016.45
" "			
" "			
" "		-71,925,503.38	-38,167,168.93
		30,549,639.28	10,267,738.58
		258,092.81	
		981,738.87	625,359.61
		296,260.55	302,220.05

		-39,293,401.20	-24,107,770.93
		-	-
		-	-

5

2015


		3,168,421,256.25	2,647,650,910.99
		5,970,059.71	16,845,139.89
	41	242,273,459.30	177,752,552.54
		3,416,664,775.26	2,842,248,603.42

---

		4,340,438.53	
		3,516,800.00	3,393,300.00
	41	1,714,391.22	7,169,935.13
		9,571,629.75	10,563,235.13
		56,427,261.86	46,969,631.01
		5,119,646.09	48,012,900.00
		61,546,907.95	94,982,531.01
		-51,975,278.20	-84,419,295.88
			2,450,000.00
			2,450,000.00
		636,000,000.00	675,900,000.00

---

---



		2,133,520,800.90	1,710,593,994.45
		1,665,244.42	10,863,349.32
		573,149,187.88	705,168,663.49
		2,708,335,233.20	2,426,626,007.26
		1,001,209,462.56	741,423,203.07
		147,369,961.26	151,627,378.36
		74,216,908.00	34,417,728.86
		1,203,568,149.27	1,350,430,068.26
		2,426,364,481.09	2,277,898,378.55
		281,970,752.11	148,727,628.71
		3,426,000.00	3,276,000.00
		3,426,000.00	3,276,000.00
		5,061,186.82	5,373,148.25
			16,012,900.00
		5,061,186.82	21,386,048.25
		-1,635,186.82	-18,110,048.25
		595,000,000.00	635,000,000.00

---

		595,000,000.00	635,000,000.00
		720,000,000.00	580,000,000.00
		31,876,823.58	39,320,371.98
		14,824,217.75	77,550,852.56
		766,701,041.33	696,871,224.54
		-171,701,041.33	-61,871,224.54
		2,146,462.76	-301,092.55
		110,780,986.72	68,445,263.37

											583.17	490.16
					18,478, 457.41							15,382, 372.62
1												

---




---

3												
4												
1												
2												



11,250,000

15%

[2009]1174

2009

11

24

24.8

(A )2,500

1.00

10,000

2012 4 6

10,000

2011

12

31

100,000,000

10

10

	2013	10	28		2013	2	4
2013							
6.76				31,816.59			
31,816.59							

	2013	12	27		2013	2	4
2013							
616.59				31,200			
31,200							

POI ( UPS )

MDF DDF ODF

1 101-2

1		
2		
3		
4		
5		
6		
7		
8		
9		
10		
11		
12		
13		
14		
15		
16		
17		
18		
19		
20		
21		
22		
23		
24		
25		
26		

2

" " "

" 2

" " " "

1

4.

5.

6.

"

"



7.

8.

3

9.

1

3 3

10.

1

1

2

3

)

(

2

1

2

~~HIMGE~~

11.

1

100

2

---

1	
2	
1	
2	

---

---

	%	%
1            1		
6		
7-12	5.00	5.00
1-2	10.00	10.00
2-3	25.00	25.00
3-4	45.00	45.00
4-5	65.00	65.00
5	100.00	100.00

3

13.

20%  
20%

50%



“ ”

14.

---

		( )	(%)	(%)
6		5		20.00



3

2

3

4

21.



23.

1

BOT

15 —

14

4

5

24.

(1 )

25.

( )

( )



		17% 6% 3%
		5% 3%
		7%
		3%
		2%
		25% 15% 16.5%
	70%/75%	1.2%

1. 2014 9 30

GR201444201069

2014

15% 2014 2016 15%

2. 2014 10 14

GR201442000199

2014

15%

2014 2016 15%

3. 2015 8 3

GF201541000027

2015

15%

2015 2017 15%

4.

2015

[2016]18

2015

GF201544000222

2015 1 1

2017 12 31

15%									
5.	2013	12	16						
									GR201342000644
				2013					
15%				2013	2015				15%
6.	2013	10	11						
									GR201344200667
	2016	2	26						
	[2016]0013								
				[2009]203				2015	15%
7.									
				2014	12	10			
									" [2014]256 "
									" " "
	2015	11							" "
					2015				
8.	2014	10	21						
									GR201434000925
				2014					
15%				2014	2016				15%
9.	2014	5	12						
									2014 129
	2011	7	27						
	[2011]58								
									2011 1 1 2020 12 31
									15% 2014 5 22
									2013 1 1 2020 12 31
15%									
10.									16.5%

11.

25%

[2011]100

17%

3%

			"	"	2015	1	1	"	"
2015	12	31			2015	1	1	12	31
1	1	12	31						2014

1.

			<b>347,834.16</b>
	305,706.51	1.0000	305,706.51
	5,687.00	6.4936	36,929.10
	6,205.00	0.8378	5,198.55
			<b>520,846,341.98</b>
	476,953,491.84	1.0000	476,953,491.84

			<b>453,853.78</b>
	417,005.24	1.0000	417,005.24
	5,222.00	6.1190	31,953.42
	6,205.00	0.7889	4,895.12
			<b>362,988,541.62</b>
	333,441,555.99	1.0000	333,441,555.99
	3,302,106.93	6.1190	20,205,592.30
	933,113.88	0.7889	736,133.55
	1,154,200.84	7.4556	8,605,259.78
			<b>79,009,231.77</b>
	78,879,267.66	1.0000	78,879,267.66
	21,219.49	6.1190	129,842.06
	16.37	7.4556	122.05
			<b>442,451,627.17</b>
			18,714,430.35

	77,784,195.26	66,928,970.92
	13,743,447.17	12,079,143.39
	170,000.00	
	1,121.34	1,117.46

	21,675,049.94	60,065,856.51
	<b>28,076,114.85</b>	<b>69,626,589.88</b>

2

3

	3,552,690.16	
	7,918,595.65	
	<b>11,471,285.81</b>	

4

3.

1

		%		%	
	1,174,843,868.41	100.00	59,480,337.90	5.06	1,115,363,530.51
	<b>1,174,843,868.41</b>	<b>100.00</b>	<b>59,480,337.90</b>	-	<b>1,115,363,530.51</b>

---

---

--	--	--	--

---

			%
	1,178,873,744.73	66,342,016.97	-

3

2

6,104,452.00

3

---

---

--

757,227.07


4.

1

		%		%
6	12,760,508.16	32.09	36,629,852.68	78.16
7-12	19,538,265.87	49.12	6,727,401.66	14.35
1-2	6,055,189.71	15.22	3,271,107.96	6.98
2-3	1,252,620.24	3.15	240,456.18	0.51
3-4	168,588.60	0.42		
	<b>39,775,172.58</b>	<b>100.00</b>	<b>46,868,818.48</b>	<b>100.00</b>

1

1



			%
6	59,889,703.49		
7-12	16,644,837.64	832,241.89	5.00
1-2	11,733,933.33	1,173,393.33	10.00
2-3	4,931,224.91	1,232,806.24	25.00
3-4	1,681,733.07	756,779.88	45.00
4-5	83,570.54	54,320.85	65.00
5	204,540.72	204,540.72	100.00
	<b>95,169,543.70</b>	<b>4,254,082.91</b>	-

3

2

2,284,843.63

3

4

d( )TETEMC834A4647001170392C926 Td(8T27T6.14 Td/MCID 171 BDC 609.16 121.22 D>190D2D>19302B>1908D8>19eW12<nB

	55,890,364.28	40,915,016.08
	41,368,439.04	33,254,659.93
	16,143,804.99	20,704,000.25
	1,143,362.14	295,867.44
	<b>114,545,970.45</b>	<b>95,169,543.70</b>

5

			(%)
	2,516,991.70	6	2.20
	2,188,700.00	6	1.91

		2,099,543.65	2-3	1.83	524,885.91
		2,036,000.00	1-2	1.78	203,600.00
		<b>10,996,235.35</b>		<b>9.60</b>	<b>728,485.91</b>

6

7

8

6.

1

	73,870,234.25	3,096,794.26	70,773,439.99
	21,231,615.47	134,701.18	21,096,914.29
	379,931.03		379,931.03
	947,887.98		947,887.98
	75,487,462.94	1,463,339.95	74,024,122.99
	638,133,933.04	33,625,312.09	604,508,620.95
	877,059,582.03		877,059,582.03
	<b>1,687,110,646.74</b>	<b>38,320,147.48</b>	<b>1,648,790,499.26</b>

	86,767,530.25	811,013.91	85,956,516.34
	24,282,142.67	107,496.19	24,174,646.48
	241,675.24		241,675.24
	2,327,931.31		2,327,931.31

	128,732,400.85	1,390,524.65	127,341,876.20
	730,331,316.42	14,562,565.57	715,768,750.85
	787,224,600.79		787,224,600.79
	<b>1,759,907,597.53</b>	<b>16,871,600.32</b>	<b>1,743,035,997.21</b>

2

	811,013.91	2,285,780.35			3,096,794.26
	107,496.19	27,204.99			134,701.18
	1,390,524.65	72,815.30			1,463,339.95
	14,562,565.57	32,545,893.00	13,299,380.71	183,765.77	33,625,312.09
	<b>16,871,600.32</b>	<b>34,931,693.64</b>	<b>13,299,380.71</b>	<b>183,765.77</b>	<b>38,320,147.48</b>

3


7.

	41,716,872.47		
	24,025,256.68	68,444,620.56	
	276,496.90		
	139,776.31		
	<b>66,158,402.36</b>	<b>68,444,620.56</b>	

8.

1

--	--	--

2

									(%)	
	4,000,000.00		4,000,000.00							
		10.00		10.00					0.0008	
		10.00		10.00					0.0026	
		10.00		10.00					0.0007	
		10.00		10.00					0.0006	
	4,000,000.00	40.00	4,000,000.00	40.00						

9.

--	--	--	--	--	--	--	--	--	--	--

10.

1

1.	302,523,238.96	289,172,281.47	21,443,402.42	37,557,586.73	650,696,509.58
2.	73,538,771.30	23,557,060.54	1,583,879.57	7,119,045.79	105,798,757.20
	6,976,829.87	17,572,077.33	1,583,879.57	7,119,045.79	33,251,832.56
	66,561,941.43	5,984,983.21			72,546,924.64
3.	3,947.37	76,372,284.22	1,788,704.08	7,027,514.50	

11.

1

				37,645,409.95	37,645,409.95
				5,984,983.21	5,984,983.21
	50,769.23		50,769.23		
	<b>50,769.23</b>		<b>50,769.23</b>	<b>43,630,393.16</b>	<b>43,630,393.16</b>

2

	37,645,409.95	28,916,531.48	66,561,941.43	
	5,984,983.21		5,984,983.21	
	<b>43,630,393.16</b>	<b>28,916,531.48</b>	<b>72,546,924.64</b>	

		%	%			%
	58,409,900.39	113.96	100.00			
	68,581,500.00	93.97	100.00			
	<b>126,991,400.39</b>	—	—			

12.

1

1.	<b>44,565,527.00</b>	<b>3,662,009.11</b>	<b>28,850,617.96</b>	<b>35,300.00</b>	<b>7,801,565.72</b>	<b>84,915,019.79</b>
2.		394,594.46		58,200.00	1,310,480.36	1,763,274.82
—					1,310,480.36	1,310,480.36
—		394,594.46		58,200.00		452,794.46
3.		1,221,762.27				1,221,762.27
—		31,550.00				31,550.00

—		1,190,212.27				1,190,212.27
<b>4.</b>	<b>44,565,527.00</b>	<b>2,834,841.30</b>	<b>28,850,617.96</b>	<b>93,500.00</b>	<b>9,112,046.08</b>	<b>85,456,532.34</b>
1.	4,501,668.15	651,641.13	9,138,282.67	25,592.57	3,289,543.59	17,606,728.11
2.	891,310.54	351,731.29	2,887,263.07	21,570.82	849,212.46	5,001,088.18
—	891,310.54	351,731.29	2,887,263.07	21,570.82	849,212.46	5,001,088.18
						6,104.07

3,514,219.66

		22,852,906.11	22,852,906.11
		2,506,874.32	2,506,874.32
		1,513,137.46	1,513,137.46
		3,514,219.66	3,514,219.66
		<b>30,387,137.55</b>	

2

---

---

	1						20150409	001	
						5,000		2015	6
1	2016	6	1						
	2						"		"
		2015	292						
		5							
				2015	5	21	2016	5	20
	2015								

8 ZH38991510001-1JK  
 500 2015 12 25 2016 12  
 24  
 GZ38991510001  
 GB38991510001

9 201501006  
 1,000 2015 1 30 2016 1 30  
 201411002 201411005

10 201501002  
 1,000 2015 1 7 2016 1 7  
 201411002 201411005

2

18.

	379,630,100.45	309,883,570.15
	8,136,473.70	6,683,912.60
	<b>387,766,574.15</b>	<b>316,567,482.75</b>

19.

1

	<b>1,071,303,026.89</b>	<b>1,077,429,201.43</b>
1	235,874,208.76	134,784,862.97

2 1

	5,846,692.08	
	5,612,367.61	
	5,171,663.52	
	5,130,143.71	
	4,580,989.55	
	<b>26,341,856.47</b>	

20.

1

	<b>46,599,324.93</b>	<b>41,451,537.10</b>
1	17,923,902.56	1,349,976.84

2

1

Philippine Long Distance Telephone	3,230,021.90	
A	2,200,000.00	
	1,823,248.35	
Singapore Cables Manufacturers Pte	1,002,525.26	
	1,000,500.00	
	<b>9,256,295.51</b>	

21.

1

	47,670,514.00	350,311,656.02	352,169,942.73	45,812,227.29
-	45,290.83	31,197,848.77	31,233,114.12	10,025.48



23.

1

	1,048,626.57	1,060,697.49
	<b>1,048,626.57</b>	<b>1,060,697.49</b>

24.

1

	6,530,367.12		
	<b>6,530,367.12</b>	<b>200,000,000.00</b>	

2

						/	
2012				393,010.00	393,010.00		*1
				120,940.00	120,940.00		*2
PECVD				2,976,417.12	2,976,417.12		*3
				200,000.00	200,000.00		*4
				500,000.00	500,000.00		*5
2015				2,250,000.00	2,250,000.00		*6
-				90,000.00	90,000.00		*7
				<b>6,530,367.12</b>	<b>6,530,367.12</b>		

\*1 " [2013]27 "

2012 2

3,930,100.00 2013 10

2016

2015 2 2016 200,000.00

\*5 2015  
 [2015]320 100 2015  
 2 450 2016 500,000.00

\*6 2015 242 20150164"  
 " 450  
 2015 2 2016 2,250,000.00

\*7 200162006

# 2016

2

						/	
	1,500,000.00		1,500,000.00				*1
2013	1,200,000.00		1,200,000.00				*2
	400,000.00		83,333.34	200,000.00	116,666.66		*3

6,530,367.12

*1					2012
1065			"		
"		150			
*2					2013 993
"			"		
	120				
*3		2011 81		"	
		"			40
2					
200,000.00		83,333.34		2016	
*4	2015 151				
			33		
*5					

	2015	242		2015	0164"
	"			450	
2		187,500.00	2016		225
*9			"	[2013]27	"
2012					



---

	412,731,227.06	411,274,006.77

	133,770,081.63	84,524,150.25
	61,869,887.99	67,405,132.21
	28,117,714.63	28,359,286.30
	23,609,062.67	27,450,166.11
	19,400,097.47	20,138,610.56
	7,231,601.36	8,250,452.04
	2,154,078.28	2,468,570.30
	35,079,762.08	28,704,765.11
	<b>311,232,286.11</b>	<b>267,301,132.88</b>

34.

	102,116,826.42	96,349,921.23
	57,455,411.83	59,809,504.55
	15,918,299.41	16,881,173.88
	6,283,646.63	11,575,840.02
	8,255,137.85	7,849,404.55
	5,640,310.65	6,827,591.73
	2,422,607.91	5,567,707.63
	5,585,455.50	5,090,322.25
	43,486,859.74	37,335,754.68
	<b>247,164,555.94</b>	<b>247,287,220.52</b>

35.

	37,798,697.27	37,286,295.45
	3,122,239.00	2,896,540.37
	-3,133,732.35	811,755.67
	449,333.57	524,751.24
	<b>31,992,059.49</b>	<b>35,726,261.99</b>

36.

---

---

	-3,804,230.60	17,793,774.88

2

				/
	3,351,784.33	4,080,388.58		
PECVD(	2,976,417.12	2,976,417.12		
	1,500,000.00			
2013	1,200,000.00			
	1,100,000.00			
/ " "	1,015,000.00			
2015	1,000,000.00			
"	600,000.00			
[2014]" 1677				
2012	393,010.00	393,010.00		
2015	420,000.00			
2014	360,000.00			
2011 " "	330,000.00			
	280,000.00			
2013	240,000.00			
	217,514.14			
2013 188				
	210,015.44	13,500.00		
	208,333.34			
2014	200,000.00			
2014	200,000.00			
	200,000.00			
2015	187,500.00			
	120,940.00	120,940.00		
	100,000.00			
2014	100,000.00			
2016	96,000.00			
2014	95,600.00			
	83,333.33			
)2011-2012	83,000.00			

	44,500.00			
	40,000.00			
2015	5,000.00			
		60,000.00		
2060499		50,000.00		
2014		32,000.00		
2013		2,000,000.00		
2013 9 2014		40,000.00		

	37,254,614.82	3,489,179.04	37,254,614.82
	37,254,614.82	3,489,179.04	37,254,614.82
	28,000.00		28,000.00
	839,197.39		839,197.39
	816,234.82	750,811.54	816,234.82
	<b>38,938,047.03</b>	<b>4,239,990.58</b>	<b>38,938,047.03</b>

40.

1

	13,503,481.15	18,605,344.23
	13,469,461.82	-7,256,662.66
	<b>26,972,942.97</b>	<b>11,348,681.57</b>

2

	-22,390,547.19
/	-3,358,582.08
	-4,526,676.49
	-1,903,998.90
	-967,294.15
	7,811,829.17
	-5,409,041.58
	37,909,295.61
	-2,582,588.61

1

	90,297,455.33	35,347,491.44
	86,360,332.51	85,303,074.03
	51,986,109.32	44,830,080.48
	3,122,239.00	2,896,540.37
	10,454,674.14	9,346,461.58
	52,649.00	28,904.64
	<b>242,273,459.30</b>	<b>177,752,552.54</b>

2

	279,933,317.74	258,173,791.20
	222,834,572.52	143,321,817.73



	347,834.16	453,853.78
	520,676,341.98	362,988,541.62
	521,024,176.14	363,442,395.40

42.

	91,698,763.77	
	60,000,000.00	

"

"

2015 11 3

6,000

3,000

2015 12 31

500

43.

1

	6,450,973.92	6.4936	41,890,044.23
	152,249.17	7.0952	1,080,238.31
	1,151,741.69	0.8378	964,929.19
	3,340,481.82	6.4936	21,691,752.75
	164,463.25	7.0952	1,166,899.65
	87,800.00	0.8378	73,558.84
	1,648,191.64	6.4936	10,702,697.23
	73,555.02	7.0952	521,887.58

---

---

	103,631.21	0.8378	86,822.23
--	------------	--------	-----------

---

---

1.

2.

3.

4.

		%				
	12,550,975.14	100.00	2015	7	16	-1,603,074.49



2

%

3

äB2 0dg0bDBedbRs7b6ERD

4

5

2.

1

2015	1	29			
1%				100%	
119,606.09				41,563.45	78,042.64
	2015	12	31	100%	

2

---

---

	/		/
--	---	--	---

5.

1.

1

2015 12 31  
388,000,000.00

10,000,000.00

3

2.

2015 12 31

109,655,969.05

3.



---

	5%	-2, 361, 130. 68	-2, 361, 130. 68	-2, 312, 050. 41	-2, 312, 050. 41
	5%	2, 361, 130. 68	2, 361, 130. 68	2, 312, 050. 41	2, 312, 050. 41

---

2

32Tj EMC /P &lt;&lt;/Lang (en&gt;-426 6ID 30 &gt;&gt;B



2.

Ã 7	Ã 7	Ã 7			
		5,000,000.00	2015	12	25
		5,000,000.00	2015	4	23
		5,000,000.00	2015	9	15
		10,000,000.00	2015	1	

2015 6 10

20,414,242.95

11.0602%

1.

	2016	2017	2018	2019	2020
	3,754,049.78	1,385,934.88	625,833.29	336,999.96	112,333.32
	932,000.00				
	119,600.00				
	4,800.00				
	<b>4,810,449.78</b>	<b>1,385,934.88</b>	<b>625,833.29</b>		



	887,953,989.35	100.00	42,801,782.58	4.82	845,152,206.77
	779,846,380.88	87.83	42,801,782.58	5.49	737,044,598.30
	108,107,608.47	12.17			108,107,608.47
	<b>887,953,989.35</b>	<b>100.00</b>	<b>42,801,782.58</b>	-	<b>845,152,206.77</b>

1

2

			%
6	393,032,873.09		
7-12	142,876,363.03	7,143,818.15	5.00
1-2	114,506,801.01	11,450,680.10	10.00
2-3	20,713,753.02	5,178,438.26	25.00
3-4	10,277,515.20	4,624,881.84	45.00
	<b>681,407,305.35</b>	<b>28,397,818.35</b>	-

			%
6	452,484,159.99		
7-12	101,089,725.12	5,054,486.26	5.00
1-2	129,772,536.90	12,977,253.69	10.00
2-3	93,274,694.30	23,318,673.57	25.00
3-4	3,225,264.57	1,451,369.06	45.00
	<b>779,846,380.88</b>	<b>42,801,782.58</b>	-

2

---

	571,362.45

		%		%	
	1,030,078,989.10	100.00	896,778.53	0.09	1,029,182,210.57
	30,140,995.11	2.93	896,778.53	2.98	29,244,216.58
	999,937,993.99	97.07			999,937,993.99
	<b>1,030,078,989.10</b>	<b>100.00</b>	<b>896,778.53</b>	<b>-</b>	<b>1,029,182,210.57</b>

1

2

			%
6	10,779,843.97		
7-12	7,578,118.87	378,905.94	5.00
1 2	6,068,489.93	606,848.99	10.00
2 3	449,628.79	112,407.20	25.00
3 4	265,042.89	119,269.30	45.00
4 5	60,912.40	39,593.06	65.00
5	150,061.27	150,061.27	100.00
	<b>25,352,098.12</b>	<b>1,407,085.76</b>	<b>-</b>

			%
6	23,943,547.80		
7-12	3,818,226.40	190,911.32	5.00
1 2	933,420.89	93,342.09	10.00
2 3	671,481.96	167,870.49	25.00



3.

1

	779,590,696.85		779,590,696.85	459,590,696.85	459,590,696.85
	<b>779,590,696.85</b>		<b>779,590,696.85</b>	<b>459,590,696.85</b>	<b>459,590,696.85</b>

2

	104,286,334.85			104,286,334.85	
	44,950,000.00			44,950,000.00	
	30,000,000.00	320,000,000.00		350,000,000.00	
	280,354,362.00			280,354,362.00	
	<b>459,590,696.85</b>	<b>320,000,000.00</b>		<b>779,590,696.85</b>	

4.

	1,818,261,843.15	1,508,416,411.21	1,441,234,377.26	1,151,533,121.84
	1,073,410.37	2,860,463.89	2,541,139.98	4,271,104.97
	<b>1,819,335,253.52</b>	<b>1,511,276,875.10</b>	<b>1,443,775,517.24</b>	<b>1,155,804,226.81</b>

2016 3 21

1.

1  
2008

2015

1 —

---

2010

2015

9 — —

2015

2016 3 21